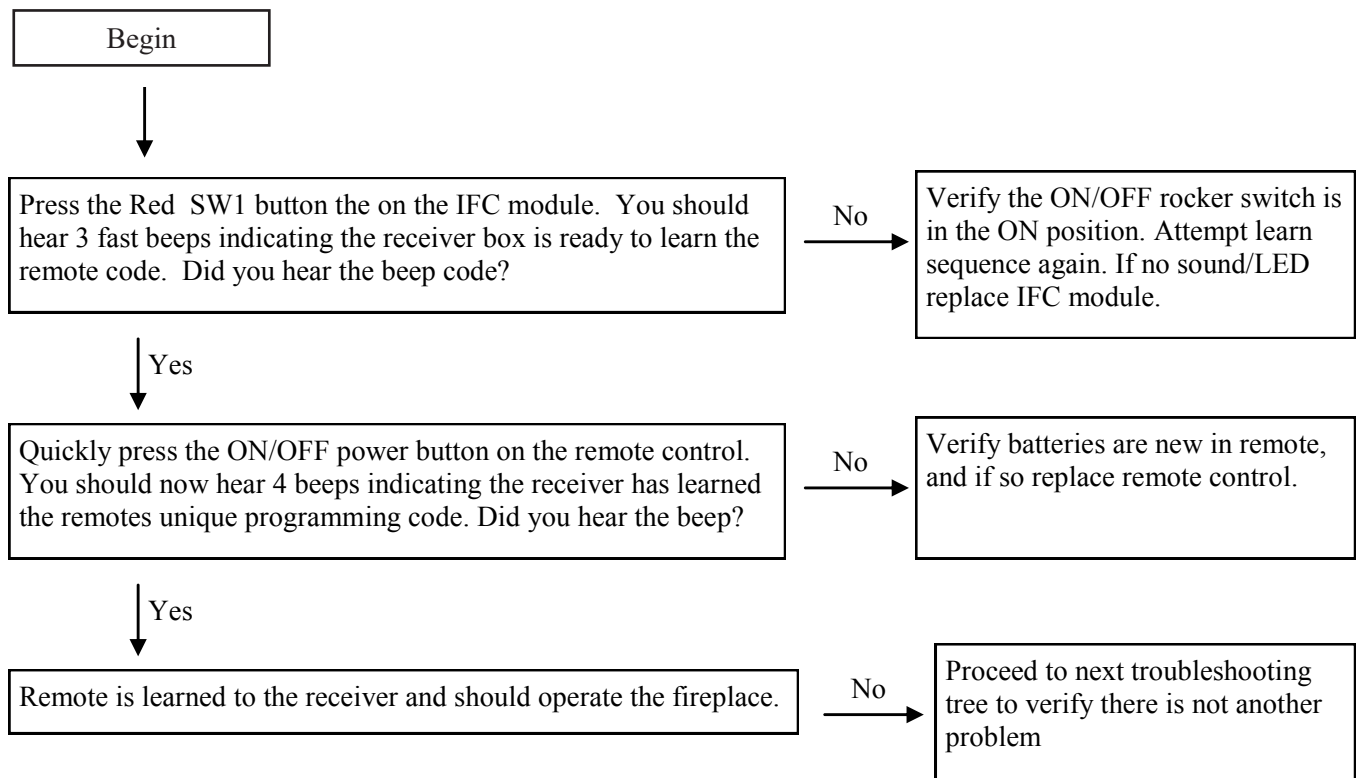


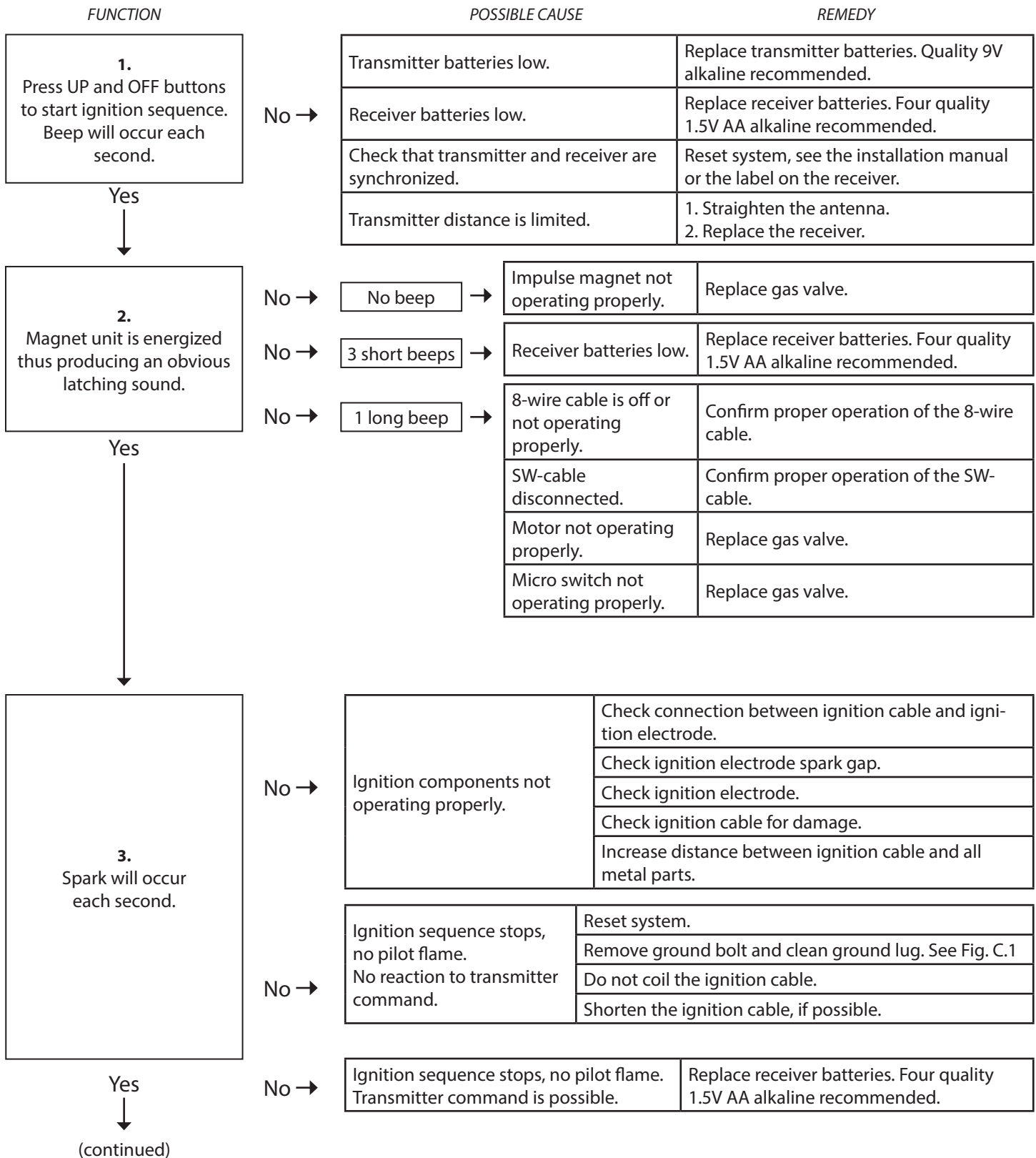
G SERIES MODELS

GVF 42, GVF 60 & GVF 72

Remote/Receiver Not Synchronized



EUROPEAN HOME TROUBLESHOOTING GUIDE



EUROPEAN HOME TROUBLESHOOTING GUIDE

FUNCTION		POSSIBLE CAUSE	REMEDY
4. Pilot lit. Yes ↓	No →	TC- and SW-cable reversed.	Check cable connection between receiver and interrupter block.
		Magnet unit not operating properly.	Replace gas valve.
		Short between interrupter and SW cable.	Check interrupter block connection.
		No gas (magnet unit drops after 30 second audible count.)	Check gas supply.
		Spark not lighting the pilot.	Check spark is crossing pilot orifice.
5. Sparkling stops after pilot is lit. Yes ↓	No →	Short between interrupter and TC-cable.	Check connection to interrupter block.
		Electronic measuring amplifier defective.	Replace the receiver.
6. Motor turns to main gas and pilot stays lit. Yes ↓	No → Magnet unit drops (audible sound)	Resistance in thermocouple circuit too high.	Check thermocouple circuit.
		Not enough heat on thermocouple.	Check position of pilot to thermocouple and intensity of pilot flame.
		Low voltage from thermocouple.	Replace thermocouple. Do not over tighten - hand tight + ¼ turn maximum.
		No gas (magnet unit drops after 30 second audible count.)	Check gas supply.
	No →	Broken receiver	Ensure powered/unpowered receiver allows manual operation.
	No →	Ignition sequence stops. No reaction to transmitter command.	Reset system.
Add ground wire between pilot burner and gas valve.			
Do not coil the ignition cable. Shorten the ignition cable, if possible.			
7. Main burner is lit. Yes ↓	No →	Manual knob is in the "MAN" position.	Turn the control knob to "ON" position (positive latch is required.)
8. Main burner stays lit. Yes ↓	No →	Too much draft at pilot flame (poor flame impingement of thermocouple.)	Check installation.
9. Magnet unit drops while motor turns. 3 beeps. No ↓	Yes →	Receiver batteries low.	Replace receiver batteries. Four quality 1.5V AA alkaline recommended.
NORMAL OPERATION			




Figure C.1

EUROPEAN HOME TROUBLESHOOTING GUIDE



EuropeanHome

EUROPEAN HOME

a division of Europa Ja, Inc.
30 Log Bridge Road
Building 300 - Suite 303
Middleton, MA 01949
www.europeanhome.com