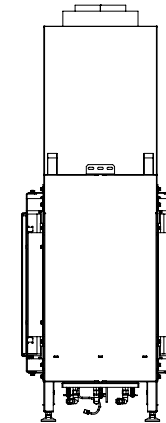
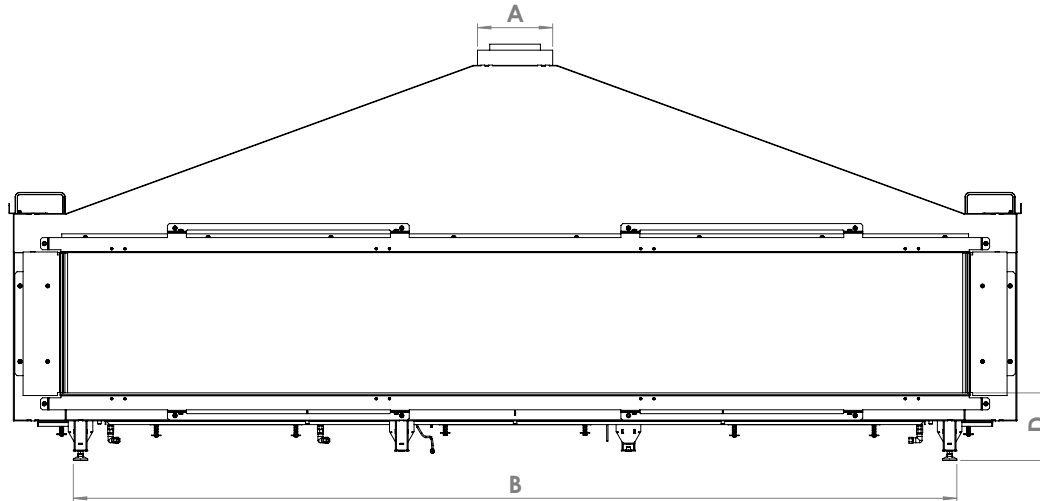
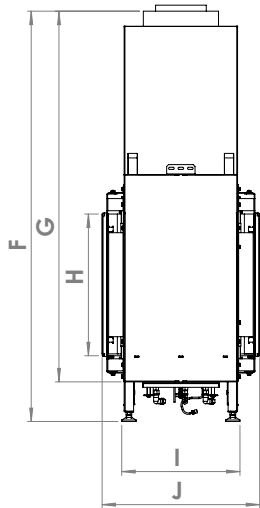
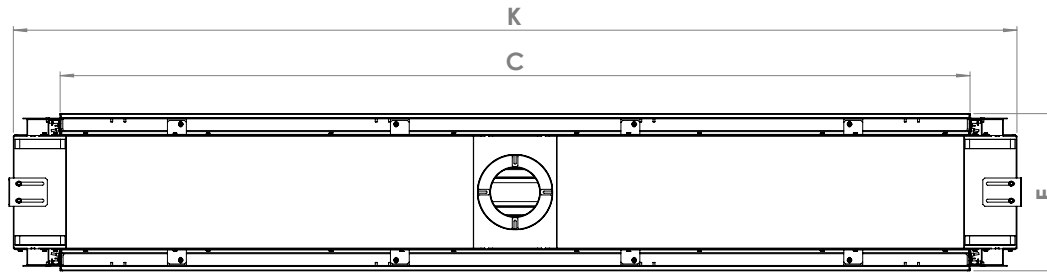
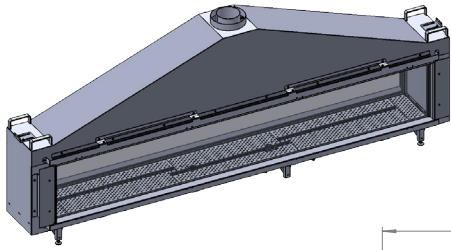


manufactured by
Element4 B.V.

Tenore 240 MK II Planning Dimensions
08/2017

distributed by
EuropeanHome



Letter	Inches	Millimeters
A	7 7/8	200
B	92 1/16	2338
C	94 13/16	2408
D	7 1/16	179
E	16 3/8	416
F	42 3/4	1086
G	38 5/8	981
H	14 3/4	374
I	12 5/16	312
J	16 5/16	413
K	104 5/8	2656

This information is for reference only. Please consult the Installation Manual for all details prior to making any design decisions.
Conversions from millimeters are rounded to the nearest fraction. This DWG file is available at www.europeanhome.com

PDE4T240MKII-170803